

To ensure safe and proper use	2
Phone - product photo	13
Main functions	14
Key description	17
First use	20
Call enter	22
Messages	22
Multimedia	22
Alarm/calculator	23
Product specification	23
Package contents	25

## TO ENSURE SAFE AND PROPER USE

Please read these guidelines to avoid an illegal or dangerous use.  
For additional information please read the user manual.



### Safe turning on of the device

Do not turn on the device when use of same is not allowed or when its use may cause interferences or danger situations.



### Safety on traffic on top

Please obey local regulations, drive with both hands and strictly re-spect road safety.



### Interferences

All wireless devices may have work improperly, owing to interferences.



### Turning off when in hospital

Please obey the restriction rules and turn off the device near hospitals.



### Turning off when on flight

Please obey the relevant rules and restrictions; any interference caused by a wireless device may be dangerous.



### **Turning off in service areas**

Turn off wireless devices in gas station, or near chemical or inflammable stuff.



### **Qualified service**

Only qualified staff is recommended for device installation and maintenance.



### **Accessories and batteries**

Use only approved accessories and batteries, always use compatible devices.



### **Impermeability**

This kind of device is not water-proof. You should keep it in dry places.



### **Get a copy**

Remember to save one copy of any important data memorized in your device, for fear they may get lost due to unpredictable reasons.



### **Emergency call**

Make sure network is available and the "call" feature is activated; when some network features are active, emergency call might be unavailable. So please deactivate these functions and dial the emergency number once again.

## GENERAL RULES FOR A SAFE USE

- Only use batteries and battery chargers approved by the manufacturer. Use of any other product may cause losses to the battery, overheating, explosion or flame.
- Avoid crashes, shakings, or violent throws of your device.
- Do not put battery, phone or battery charger in microwave ovens or in any other high pressure device.
- Avoid to use phone in places containing explosive gas, it could not function or catch fire.
- The phone should be kept away from heat sources, do not expose it to excessive dust or humidity, which could cause malfunctions.
- Phone must be kept out of reach of children.
- Do not lay phone on an unstable or unsmoothy surface.

## TIPS FOR A SAFE USE OF THE PHONE

- Remember to switch your phone off when in hospital, in flight or in places where use of mobile is not allowed. Mobile phones could affect normal functions of electronic or medical devices; therefore please obey the concerned rules. Please make sure that your mobile phone does not switch on automatically in flight due to the “alarm” function.
- Do not use your mobile phone when the signal is weak or you are in proximity of electronic devices of high precision, particularly near aids for people with hearing disabilities, pacemakers and other medical devices, near fire alarms, car doors or other automatic control devices.
- Do not tap or hit heavily the display, it could break.
- Do not disassemble or modify the phone, it could be dangerous and may cause malfunctioning.
- Do not use needles or pen tops to tap on keyboard; this may cause a serious damage and prevent its working.
- Do not store the phone near magnetic strips, the radiations could cancel

information stored in the hard disk, payment or credit cards.

- Keep the phone dry, any pouring or spilling of water or other liquids may cause an overheating, loss or bad working of the phone.
- You are requested to use suitable earphones when driving.

#### **RULES FOR SAFE USE OF BATTERY**

- Do not throw the battery into the fire, it could catch fire and explode.
- Do not weld the contacts of the battery, it might cause losses, overheating, explosion or flame.
- Should the battery liquids affect eyes, rinse them well with abundant water, do not rub with fingers and go immediately to the hospital.
- Do not disassemble or modify the battery, it could cause losses, overheating, explosion or flame.
- Do not use the battery near fire or heating devices; this could cause losses, overheating, explosion or flame.
- Should the battery overheat, change colour or deform during its use, when it

is under charge or in deposit, please stop immediately the use of same and replace it immediately.

- Should the battery have losses or exhale bad smells, immediately remove it from heating sources, to avoid danger of fire or explosion.
- Do not store the battery in wet conditions, this may cause overheating, smoke or erosion of the battery itself.

Keep the battery far from places exposed to the blazing sun or at high temperatures, this may cause losses or overheating which could affect the lifespan of the battery.

#### **RULES FOR SAFE USE OF BATTERY CHARGER**

- Please use alternating current 220V; a misuse could cause losses, fire or damages to the phone and to the battery charger.
- Avoid short-circuits to the battery charger; this could cause electric discharges, smoke and could damage the battery charger.
- Control the battery charger does not have a damaged cable, it could cause fire

and electric discharges.

- Keep the battery charger far from water holders to avoid sprinkling which could cause overheating, losses or bad working.
- Should the battery charger get wet due to water or any other liquid, immediately disconnect it from the power socket to avoid any overheating, fire, electric discharge or bad working.
- Do not disassemble or modify the battery charger, this may cause damage to person, electric discharge, fire or damages.
- Avoid to store it in places with high umidity like bathrooms; this could cause electric discharges, fire or bad working.
- Do not handle the battery charger, the power cable or socket with wet hands.
- Do not overload or modify the power cable, this could cause electric discharges or fire.
- Unplug the power cable prior to any cleaning or maintaining of your phone.
- Hold steady the battery charger when unplugging, otherwise the power cable could break and cause electric discharges or fire.

## **CLEANING AND MANTAINING**

- Mobile phone, battery and battery charger are not impermeable, thus they should not be used in places with high humidity like bathrooms. Make sure the phone does not become wet under rain.
- Use a soft cloth to clean phone, battery and battery charger.
- Do not use alcohol, diluents or benzine to clean the phone.

## **GENERAL TIPS**

For the phone:

- do not use your mobile phone next to other phones, television, radio and electronic devices in offices

For the battery:

- store the battery in places not exposed to blazing sunlight, in fresh and windy places.

- battery has a limited lifespan; after frequent charges the charging time shortens. If the battery does not charge after several attempts, this means that it should be replaced with a new, specific and approved battery.
- please dispose of the exhausted batteries obeying the local laws, separately from the daily waste.

For the battery charger:

- Do not charge in the following places: under blazing sunlight, in places with temperature inferior to 5° or superior to 40°; in wet, dusty places and with vibrations which may cause bad working; near to electronic devices as TV and radios (this may damage quality of sound and images).

## PHONE/PHOTO OF THE PRODUCT



## MAIN FUNCTIONS




- Works with all WCDMA 900/2100MHZ and GSM900/1800MHZ operators (subscription or prepaid card)
- SMS function/MMS
- WAP
- TF card memory support max. 8GB
- Phone book: 1000 numbers
- Message capacity: 300pcs
- FM radio
- BT
- Audio format support: MP3
- Calendar, calculator and clock with alarm
- Multi-languages
- Standby time 5-7 days, talk time: 5-7 hrs.
- Camera: front and rear 0.3Mp

<b>Call functions</b>	Hands free function	YES
	Speed dialing	YES
	Call history	YES
	Call waiting	YES
	Call restriction	YES
	Call forward	YES
<b>Phone book</b>	Capacity	1000
	Quick search	YES
	Copy/Move between SIM & phone	YES
<b>SMS</b>	Capability	300
	Multiple Broadcast	YES
<b>MMS</b>	YES	





GPRS	YES	
Settings	Phone language	Italy and multilanguage
	Security PIN	YES
Suond	Ring tone	Polyphonic melodies
Others	Calculator	YES
	FM Radio/BT	YES
	GPS	NO
	Torch	YES
	MP3	YES
	Vibration alert	YES
	Camera	YES

## KEY DESCRIPTION

Key	Function
 Green button	Displays recent calls (from main menu) Answers and connects calls
 Red button	Powers phone on/off End calls
 Arrow keys	Used for menu options by scrolling through (up,down) Press to shortcut in standby menu

Key	Function
Number keys	<p>Used for inputting numbers and characters. Keys 2 - 9 can be used as speed dials for quick calling.</p> <p>Speed Dial setting:</p> <p>a) To Add new contact Hold the desired number key and Set Number option will be shown. Press Green Button to edit/choose the contact person. It has a condition that the contact person should have already been input in your Phonebook.</p> <p>b) To Edit/delete key for speed dials Scroll the Arrow key to Settings, press Green Button, and then scroll the Arrow key to Call setup option and choose Speed dial option to update the Set number. Scroll the Arrow key &amp; select number keys to edit.</p>

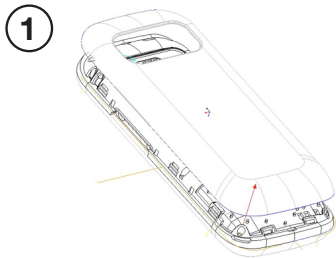
Key	Function
Number key "1"	Number 1 for choosing, in the meanwhile, can be used for punctuation options by scrolling when messaging
<p>Top left soft key</p>  <p>Top left right key</p> 	<p>Press to enter submenu or enter function</p> <p>Back to previous menu by press this key</p>

## FIRST USE

1. Remove the battery-cover: open the battery cover as below picture shown

2. Insert the memory card (max. 8GB)

Remove the battery cover, place the memory card as picture shown, make the golden touch correctly.

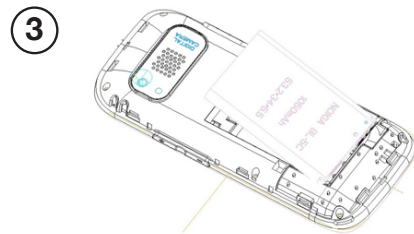


20

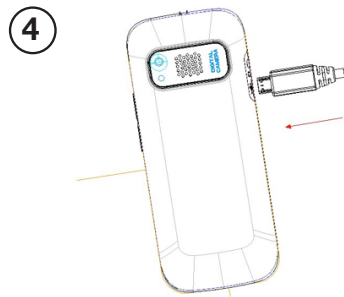


3. Then install the battery correctly (see illustration)

4. When the phone run out of power, please use the standard adaptor to charge. The picture shown to connect



21



**Call enter**

Enter into this menu to read the dialed history, received calls and missed calls list

**Messages**

Enter into this menu to read inbox messages, write new messages, outbox messages

**Time and date**

Scroll the arrow key to settings then to phone setup option: you can set the time and date

**Language and input method**

To choose language display and message input method

**Multimedia**

Support MP3, FM function. Share the music after insert external T-flash card.  
Scroll the arrow key to settings, you can see multimedia and enter into for listening and watching.

**Alarm/calculator**

Scroll the Arrow key to Settings & then to Alarm option: you can set time for Alarm  
Scroll the arrow key to settings, then calculator option: you can use calculator.

**Change Ring tone**

Scroll the Arrow Key to Settings, choose settings and find “profiles” ->”General”  
->”Customize”->”Ringtone”-> to choose the tone. Once you select the tone, e.g. ring  
1, press the Green Button to confirm done.

**Restore factory settings**

Press password 1122 to restore the default setting

**PRODUCT SPECIFICATIONS**

GSM Dualband: 900/1800 MHz  
UMTS/WCDMA 900/2100 MHz  
Supported data network: WAP  
Dimension: 118\*50\*13.9

Weight: 70g

Colour display: TFT LCD 240x320

T Flash supported up to a 8 GB

Bluetooth version: 3.0

Battery 800 Mah

Talk time (conversation range): 5/7h.

Stand-by time (endurance) 5/7 days

MMS: supported

Memory contacts list: 1000

Message memory capacity: 450

Audio recorder: SI

\*Data on conversation range are only indicative, strictly depending on provider and signal quality

**WARNING:**

Product features described in present manual may be subject to variations by the manufacturer without prior notice.

## PACKAGE CONTENTS

Battery	YES
Charger	YES
USB cable	YES
Earphones	YES
Manual	YES



## MANUFACTURER'S LIMITED WARRANTY

This warranty does not limit the rights granted to consumers by specific national rules on consumer goods. The period of time during which this warranty is valid is limited to 24 months starting from the first date of purchase of the product. If it is used for professional purposes, the period is reduced to 12 months. During the warranty period, the national distributor Easyteck indicated at the bottom of this certificate, will, at its own expense and within a reasonable time, remove any interferences that may be encountered, and caused by manufacturing defects. Except as required by applicable law, the defects found by assistance personnel will be resolved by repair or, at the discretion Easyteck, through the replacement of the Product.

This limited warranty is only valid in the European country for which the product is intended and is the sole responsibility of the national distributor of reference for that country and which is identified in the bottom of the certificate. Some limitations in assistance services covered by this warranty may arise from the presence of specific components for a country.

Warranty referred to accessories and spare parts contained in the package

The package for the product covered by this warranty may contain accessories or spare parts that have a different warranty period since they are consumables, the warranty periods are summarized as follows:

- 24 months for cell phones
- 12 months for non-consumable accessories

- 6 months for batteries, headsets, memory cards or other.

The following are not covered by the warranty:

- The manuals and/or packaging
- User contents, configurations downloaded into the product or third party software
- Costs related to shipping the product to and from an authorized service center
- Deterioration caused by normal wear and tear including batteries
- Breakage due to accidental causes or inexperience and all damages caused by any external agent.
- Damage caused by improper use as described in the manual supplied with the product.
- All failures caused by use of non-original accessories, by viruses, or by connections to computers and networks.
- All defects caused by exposure to moisture and/or steam, from use under extreme thermal or environmental conditions or in the presence of corrosion, oxidation, food, liquid or chemical spills.

Limits of Liability:

The SIM card that is required to use the phone is provided by the phone operator and is therefore excluded from the warranty.

- This warranty is the protection given to the consumer by Easyteck through the reference dealer and is not intended to limit guarantees to the consumer which the retailer must ensure in accordance with the laws of the different countries.
- This warranty will be honored only and exclusively at authorized service centers or at retailers that are responsible for selling Easyteck brand products.
- The terms of the Guarantee shall not be extended under any circumstances and will be effective only from the date the product is first sold to the final consumer, as certified by a valid receipt.

- The faulty parts replaced during repairs under warranty are the sole property of Easyteck and cannot be demanded by the consumer in any way.
  - To the extent permitted by applicable law and in the absence of fraud, no liability is attributable to Easyteck for damages due to loss of user data caused by any defect covered by the warranty.
  - The consumer, to be able to obtain the repair, must always deliver the product to the authorized service center at his own expense, devoid of any lock or security code that limits or prevents use.
  - Loss of profit, losses caused by non-use of the product or loss of revenues for any direct, indirect, special or consequential damages are also excluded from the liability.
  - The responsibility of Easyteck is always limited to the purchase value of the product and the consumer is always responsible for keeping a copy of the personal data and software stored in the phone's memory.
  - For faults which, for the reasons listed above, are not attributable to the terms of this warranty the consumer who does not want to have the repair carried out, will be required to pay the corresponding amount requested by the service center. Easyteck shall in no way be held responsible for this request because it is not under warranty.
- CAUTION: The warranty is not valid if any attempts have been made to open or tamper with the product, including remove and/or obliterate labels and/or the IMEI code of the product.**

Distributor for Italy:  
Fonex S.p.A. via dell'Artigianato 2/4 – 12040 – Sant'Albano Stura (CN)

Stamp and signature of dealer
Date of purchase

CE 0700



**CORRECT DISPOSAL OF THE PRODUCT  
INFORMATION FOR USERS**

pursuant to Article 13 of the Legislative Decree of 25 July 2005, No. 151 "Implementation of Directives 2002/95/EC, Directive 2002/96/EC and 2003/108/EC on restricting the use of hazardous substances in electrical and electronic equipment and the disposal of waste"

The symbol of the crossed-out dustbin shown on the equipment or on the packaging indicates that the product, at the end of its useful life, must be collected separately from other waste. The recycling of this equipment at the

end of life is organized and managed by the manufacturer. The user who wishes to dispose of this equipment should contact the manufacturer and follow the system that it has adopted to allow for the separate collection of at end of life. Appropriate separate collection in order to send old equipment for compatible recycling, treatment and disposal helps to prevent potential negative effects on the environment and on health and promotes the reuse and/or recycling of the materials of which the equipment is composed. Illegal disposal of the product by the owner will result in the application of administrative penalties provided by law.



#### **CORRECT DISPOSAL OF PRODUCT BATTERY**

(Applicable in THE European Union and other European countries with separate battery collection systems)  
The marking on the battery or on documentation or packaging indicates that the battery in this product should not be disposed of with other household waste at the end of the life cycle.  
Where marked, the chemical symbols Hg, Cd or Pb indicate that the battery contains mercury, cadmium or lead in quantities above the levels referred to in the EU Directive 2006/66.  
If the battery is not properly disposed of, these substances can cause harm to human health or the environment.

#### **Declaration of conformity:**

We hereby declare that the product W70-M100/M100W has been tested by Phoenix testlab and has passed the standards required by the following EMC Directive 1999/5/EC for the following specifications:  
EN 60950-1:2006+A11:2009+A1:2010+A12:2011+A2:2013, EN 50360/A1:2012, EN 50566:2013, EN 62209-1:2006, EN 62209-2:2010, EN 62479:2010, EN 301 489-1 V1.9.2, EN 301 489-3 V1.6.1, EN 301 489-7 V1.3.1, EN 301 489-17 V2.2.1, EN 301 489-24 V1.5.1, EN300 328 V1.8.1, EN 301 511 V9.0.2, EN 301 908-1 V6.2.1, EN 301 908-2 V6.2.1, EN 300 440-1 V1.6.1, EN 300 440-2 V1.4.1

Product sold in the European community